



RESILIENT **SEAT GATE VALVES**



Personalised service, distribution across Australia, New Zealand and Asia Pacific regions with a comprehensive product range to match, you're in expert hands.



TABLE OF CONTENTS

Resilient Seat Gate Valve (RSV)_____	1
Advantages _____	2
Flange RSV's _____	3
PE RSV's _____	4
Spigot RSV's _____	5
Socket RSV's _____	6



RESILIENT SEAT GATE VALVES FOR POTABLE WATER AND SEWER APPLICATIONS WITH OPERATING PRESSURES UP TO PN 16. SIZES RANGE FROM DN80 TO DN375.

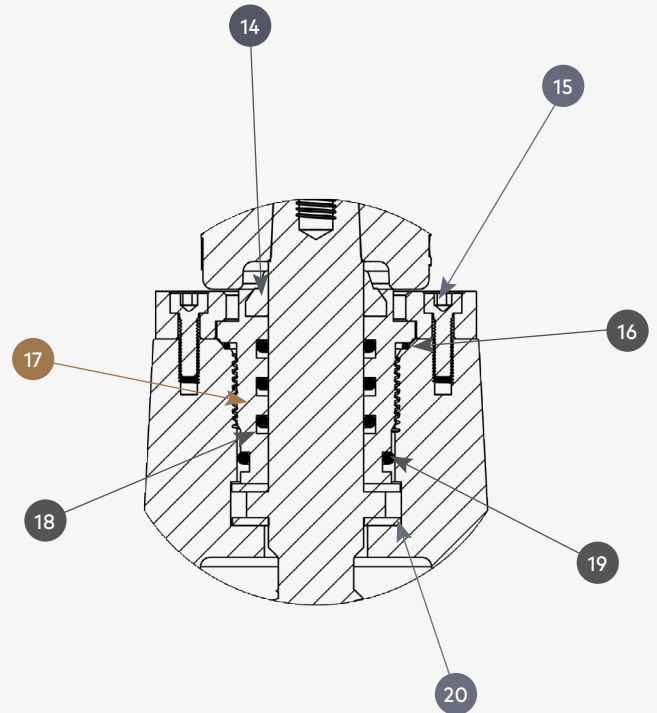
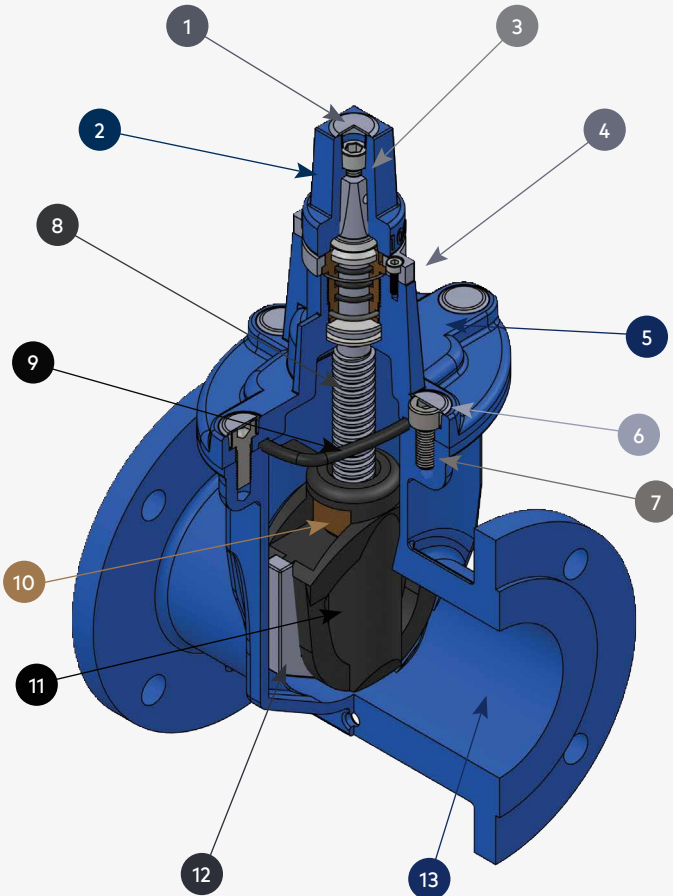


Daemco's range of Resilient Seat Gate Valves are the ultimate choice for new installations and renewals. Our gate valves are compact, lightweight and easy to open and close with our unique gate guide system, reducing the required torque to operate the gate. Not to mention keeping maintenance at the forefront, permitting the replacement of stem seals whilst the pipeline is still under pressure.

Daemco's Resilient Seat Gate Valves are designed and suitable for use for all potable water, sewer, pressure and non-pressure applications, whether it be for a new installation or part of a pipeline renewal program.

Advantages of the Resilient Seat Gate Valve

- Compact and lightweight
- Full bore waterway
- Key or handwheel operation
- Unique gate guide system for low torque operating
- Stem seal replacement whilst under pressure
- Anti-Clockwise (ACC) and Clockwise (CC) closing



1	DUST CAP	Plastic	12	NYLON GUIDE	Engineered Plastic
2	VALVE CAP	Ductile Iron, FBE Coated	13	BODY	Ductile Iron, FBE Coated
3	VALVE CAP BOLT	Stainless Steel, 316	14	SCRAPER SEAL	Engineered Plastic
4	GLAND FLANGE	Stainless Steel, 316	15	GLAND FLANGE BOLT	Stainless Steel, 316
5	BONNET	Ductile Iron, FBE Coated	16	GLAND O-RING A	Rubber
6	INFILL	Hot Melt	17	GLAND NUT	Copper Alloy
7	BONNET BOLT	Stainless Steel, 316	18	GLAND O-RING B	Rubber
8	STEM	Stainless Steel, 431	19	GLAND O-RING C	Rubber
9	BONNET O-RING	Rubber	20	THRUST WASHER	Engineered Plastic
10	DRIVING NUT	Copper Alloy	*	LIFTING LUGS DN150-DN375	Steel, Galvanised
11	WEDGE	Ductile Iron, Rubber			

FLANGE RESILIENT SEAT GATE VALVES

Design Advantage

- Compact and lightweight
- Stem seal replacement whilst under pressure
- Unique gate guide for low torque operating
- Full bore waterway
- Full vulcanized ductile iron encapsulated wedge
- Smooth opening and closing operation



Technical Detail

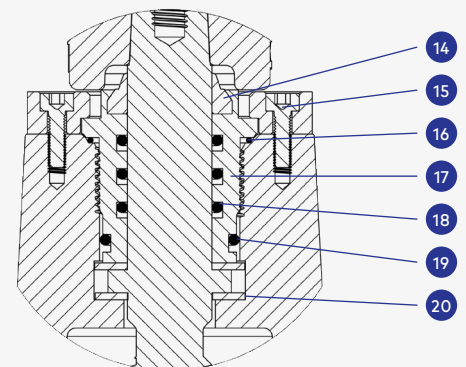
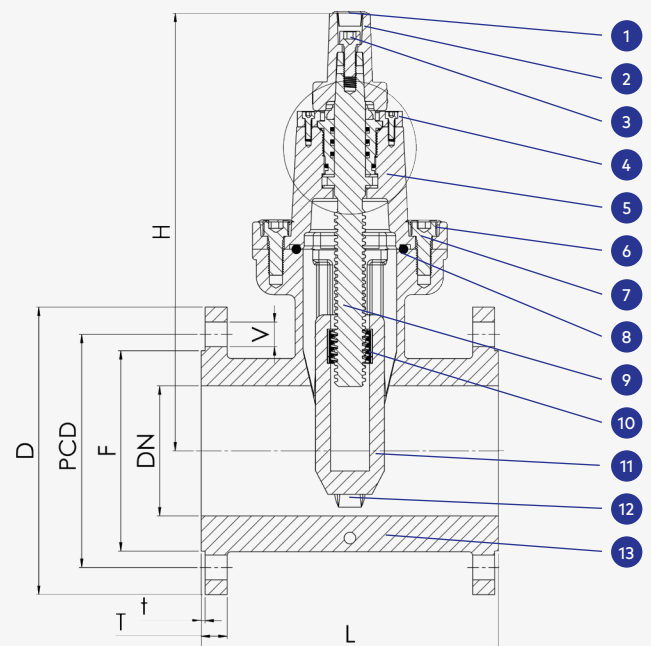
Range	DN50 and DN80-DN375
Pressure	PN16
Temperatures	40°C
Applications	Suitable for above and below ground installations, potable water, recycled water, waste water, fire and irrigation applications
Closing	Anti-Clockwise (ACC)/Clockwise Closing (CC)
Options	Handwheel

Compliance

- AS/NZS 2638.2 Licence WM-22535 and OMK22535
- WSAA PA 1517



NO.	PART	MATERIAL	STANDARD
1	Dust Cap	Plastic	Nylon 66
2	Valve Cap	Ductile Iron	500-7
3	Valve Cap Bolt	Stainless Steel	SS316
4	Gland Flange	Stainless Steel	SS316
5	Bonnet	Ductile Iron	500-7
6	Bonnet Bolt Infill	Hot Melt	
7	Bonnet Bolt	Stainless Steel	SS316
8	Bonnet O-Ring	Rubber	EPDM
9	Stem	Stainless Steel	SS431
10	Driving Nut	Copper Alloy	C83600
11	Wedge	Ductile Iron	500-7
		Rubber	EPDM
12	Nylon Guide	Engineered Plastic	Nylon 66
13	Body	Ductile Iron	500-7
14	Scraper Seal	Engineered Plastic	Nylon 66
15	Gland Flange Bolt	Stainless Steel	SS316
16	Gland O-Ring A	Rubber	NBR
17	Gland Nut	Copper Alloy	C83600
18	Gland O-Ring B	Rubber	NBR
19	Gland O-Ring C	Rubber	NBR
20	Thrust Washer	Engineered Plastic	Nylon 66
*	Lifting Lugs	Steel	Galvanized



FLANGE RESILIENT SEAT GATE VALVE DIMENSIONS									
DN	L	H	FLANGE DETAIL						
			D	PCD	t	F	T	n	V
50	178	276	165	114	4	90	17	4	18
80	203	290	185	146	3	122	18	4	18
100	229	325	215	178	3	154	20	4	18
150*	267	400	280	235	3	211	23	8	18
200*	292	558	335	292	3	268	23	8	18
225*	305	570	370	324	3	300	24	8	18
250*	330	664	405	356	3	328	24	8	22
300*	356	730	455	406	4	378	30	12	22
375*	381	890	550	495	4	463	33	12	26

PE RESILIENT SEAT GATE VALVES

Design Advantage

- Push in socket joint
- Fully restrained connection
- Full vulcanized ductile iron encapsulated wedge
- Smooth opening and closing operation
- Full bore waterway



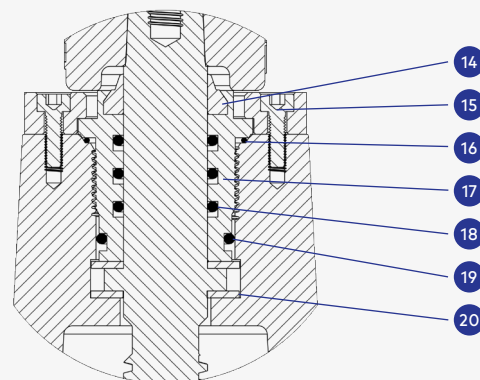
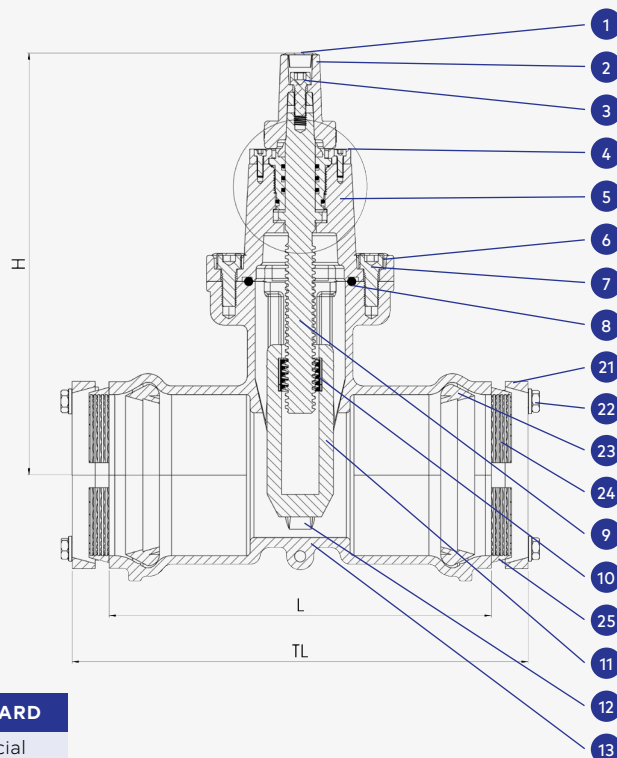
Technical Detail

Range	DN125 and DN180
Pressure	PN10 to PN16 / SDR17 to SDR11
Temperatures	40°C
Applications	Suitable for above and below ground installations, potable water, recycled water, waste water, fire and irrigation applications
Closing	Anti-Clockwise (ACC) / Clockwise Closing (CC)

Options Handwheel

Compliance

- AS/NZS 2638.2 Licence WM-22535 and OMK22535
- ISO EN 12842 Licence OMK30063
- WSAA PA 1624 / WSAA PA 1517



NO.	PART	MATERIAL		STANDARD
1	Dust Cap	Plastic	Nylon 66	Commercial
2	Valve Cap	Ductile Iron	500-7	AS 1831
3	Valve Cap Bolt	Stainless Steel	SS316	ASTM A276
4	Gland Flange	Stainless Steel	SS316	ASTM A276
5	Bonnet	Ductile Iron	500-7	AS 1831
6	Bonnet Bolt Infill	Hot Melt		
7	Bonnet Bolt	Stainless Steel	SS316	ASTM A276
8	Bonnet O-Ring	Rubber	EPDM	AS 1646
9	Stem	Stainless Steel	SS431	ASTM A276
10	Driving Nut	Copper Alloy	C83600	AS 1568
11	Wedge	Ductile Iron	500-7	AS 1831
		Rubber	EPDM	AS 1646
12	Nylon Guide	Engineered Plastic	Nylon 66	Commercial
13	Body	Ductile Iron	500-7	AS 1831
14	Scraper Seal	Engineered Plastic	Nylon 66	Commercial
15	Gland Flange Bolt	Stainless Steel	SS316	ASTM A276
16	Gland O-Ring A	Rubber	NBR	AS 1646
17	Gland Nut	Copper Alloy	C83600	AS 1568
18	Gland O-Ring B	Rubber	NBR	AS 1646
19	Gland O-Ring C	Rubber	NBR	AS 1646
20	Thrust Washer	Engineered Plastic	Nylon 66	Commercial
21	End Ring	Ductile Iron	500-7	AS 1831
22	End Ring Bolt/Washer	Stainless Steel, MDS#	SS316	ASTM A276
23	Socket Gasket	Rubber	EPDM	AS 1646
24	Grip Ring	Copper Alloy	C83600	AS 1568
25	Spacer	Engineered Plastic	Polypropylene	Commercial
*	Lifting Lugs	Steel	Galvanized	Commercial

Molybdenum Delta Seal

DETAILS			
DN	L	TL	H
100/125	306	362	325
150/180*	394	455	400



Scan QR Code for Installation Instructions

SPIGOT RESILIENT SEAT GATE VALVES

Design Advantage

- Compact and lightweight
- Stem seal replacement whilst under pressure
- Unique gate guide for low torque operating
- Full bore waterway
- Full vulcanized ductile iron encapsulated wedge
- Smooth opening and closing operation

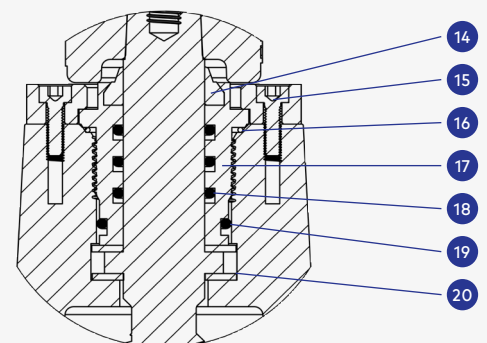
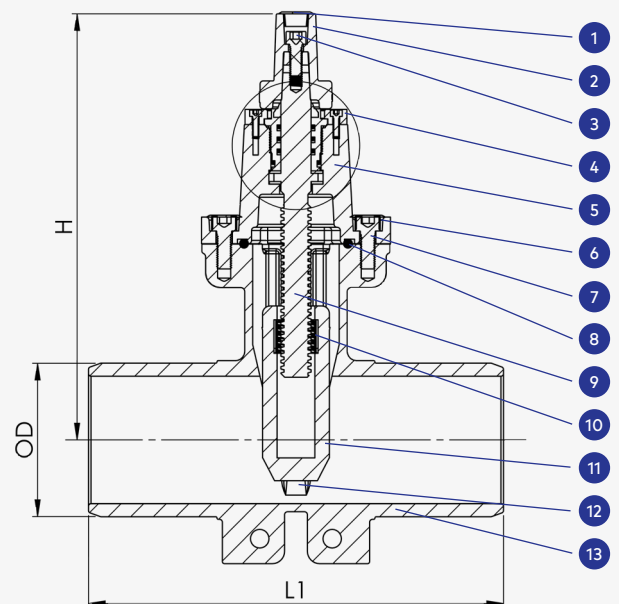


Technical Detail

Range	DN100 and DN150
Pressure	PN16
Temperatures	40°C
Applications	Suitable for above and below ground installations, potable water, recycled water, waste water, fire and irrigation applications
Closing	Anti-Clockwise (ACC) / Clockwise Closing (CC)
Options	Handwheel

Compliance

- AS/NZS 2638.2 Licence WM-22535 and OMK22535
- WSAA PA 1517



NO.	PART	MATERIAL	STANDARD
1	Dust Cap	Plastic	Nylon 66
2	Valve Cap	Ductile Iron	500-7
3	Valve Cap Bolt	Stainless Steel	SS316
4	Gland Flange	Stainless Steel	SS316
5	Bonnet	Ductile Iron	500-7
6	Bonnet Bolt Infill	Hot Melt	
7	Bonnet Bolt	Stainless Steel	SS316
8	Bonnet O-Ring	Rubber	EPDM
9	Stem	Stainless Steel	SS431
10	Driving Nut	Copper Alloy	C83600
11	Wedge	Ductile Iron	500-7
		Rubber	EPDM
12	Nylon Guide	Engineered Plastic	Nylon 66
13	Body	Ductile Iron	500-7
14	Scraper Seal	Engineered Plastic	Nylon 66
15	Gland Flange Bolt	Stainless Steel	SS316
16	Gland O-Ring A	Rubber	NBR
17	Gland Nut	Copper Alloy	C83600
18	Gland O-Ring B	Rubber	NBR
19	Gland O-Ring C	Rubber	NBR
20	Thrust Washer	Engineered Plastic	Nylon 66
*	Lifting Lugs	Steel	Galvanized

DETAILS			
DN	H	L1	OD
100	340	330	122
150	415	340	177

SOCKET RESILIENT SEAT GATE VALVES

Design Advantage

- Compact and lightweight
- Stem seal replacement whilst under pressure
- Unique gate guide for low torque operating
- Full bore waterway
- Full vulcanized ductile iron encapsulated wedge
- Smooth opening and closing operation



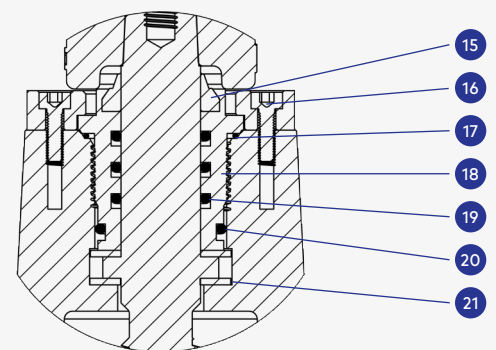
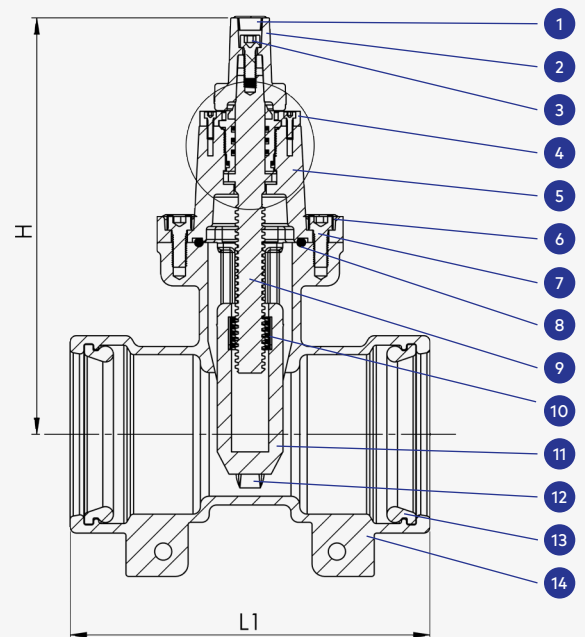
Technical Detail

Range	DN100 and DN150
Pressure	PN16
Temperatures	40°C
Applications	Suitable for above and below ground installations, potable water, recycled water, waste water, fire and irrigation applications
Closing	Anti-Clockwise (ACC) / Clockwise Closing (CC)

Options Handwheel

Compliance

- AS/NZS 2638.2 Licence WM-22535 and OMK22535
- WSAA PA 1517



NO.	PART	MATERIAL	STANDARD
1	Dust Cap	Plastic	Nylon 66 Commercial
2	Valve Cap	Ductile Iron	500-7 AS 1831
3	Valve Cap Bolt	Stainless Steel	SS316 ASTM A276
4	Gland Flange	Stainless Steel	SS316 ASTM A276
5	Bonnet	Ductile Iron	500-7 AS 1831
6	Bonnet Bolt Infill	Hot Melt	
7	Bonnet Bolt	Stainless Steel	SS316 ASTM A276
8	Bonnet O-Ring	Rubber	EPDM AS 1646
9	Stem	Stainless Steel	SS431 ASTM A276
10	Driving Nut	Copper Alloy	C83600 AS 1568
11	Wedge	Ductile Iron	500-7 AS 1831
12	Nylon Guide	Engineered Plastic	Nylon 66 Commercial
13	Gasket	Rubber	EPDM AS 1646
14	Body	Ductile Iron	500-7 AS 1831
15	Scraper Seal	Engineered Plastic	Nylon 66 Commercial
16	Gland Flange Bolt	Stainless Steel	SS316 ASTM A276
17	Gland O-Ring A	Rubber	NBR AS 1646
18	Gland Nut	Copper Alloy	C83600 AS 1568
19	Gland O-Ring B	Rubber	NBR AS 1646
20	Gland O-Ring C	Rubber	NBR AS 1646
21	Thrust Washer	Engineered Plastic	Nylon 66 Commercial
*	Lifting Lugs	Steel	Galvanized Commercial

DETAILS		
DN	H	L1
100	340	290
150	415	330

Notes



**PARTNERING WITH OUR
CUSTOMERS TO DELIVER
END TO END SOLUTIONS**



www.daemco.com.au



VALVES



COUPLINGS



ACCESSORIES



PE DI FITTINGS



COVERS



BANDS

Head Office: Ground Floor. 215 Bell Street, Preston VIC 3072

Phone: +61 3 9863 6838 | Email: enquiries@daemco.com.au

Follow us on **LinkedIn**

©Copyright 2018. All Rights Reserved. Daemco Australia reserve the right to change designs and specifications without notice, warranties for suitability for use, liability or loss, damage or costs incurred relating to this information is excluded.

RESILIENT SEAT GATE VALVES BROCHURE | RGB LOW-RES PAGES V1.3